



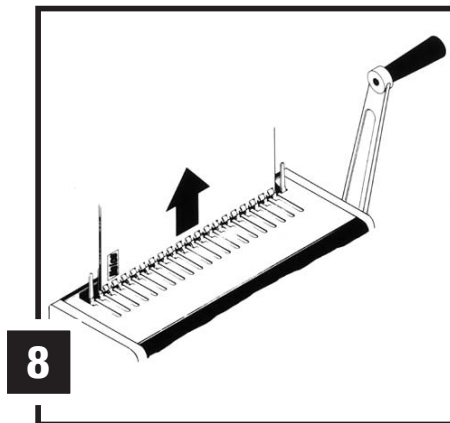
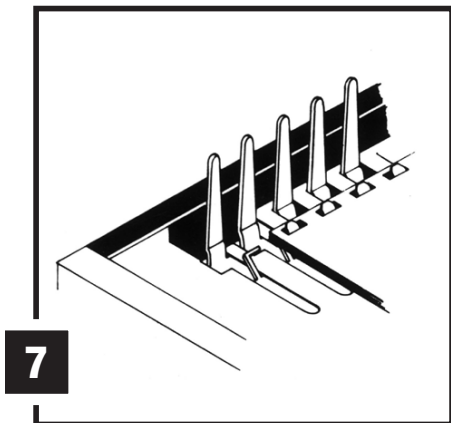
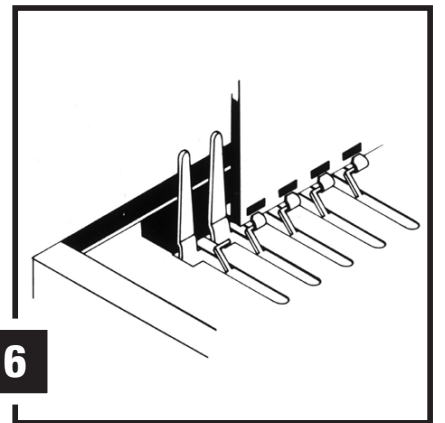
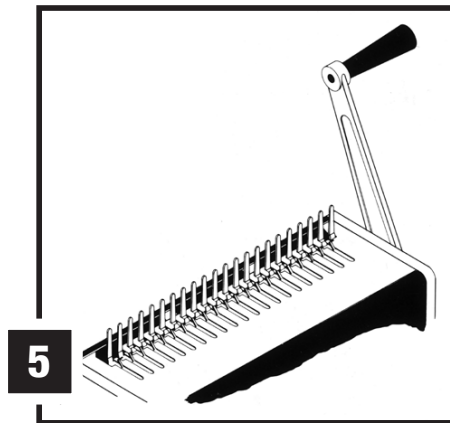
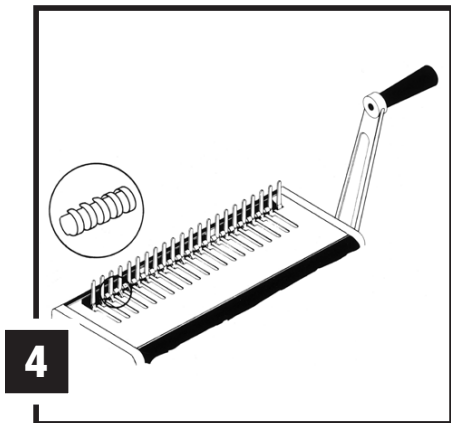
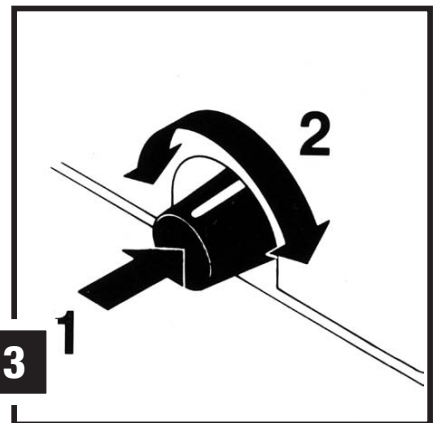
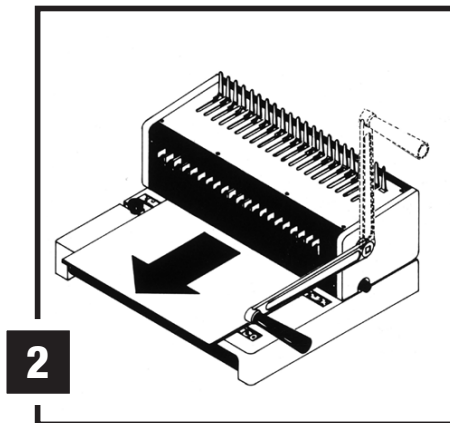
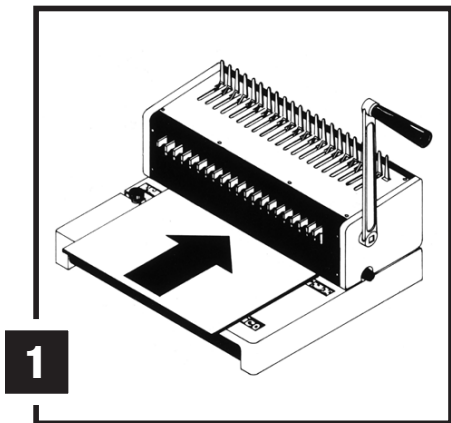
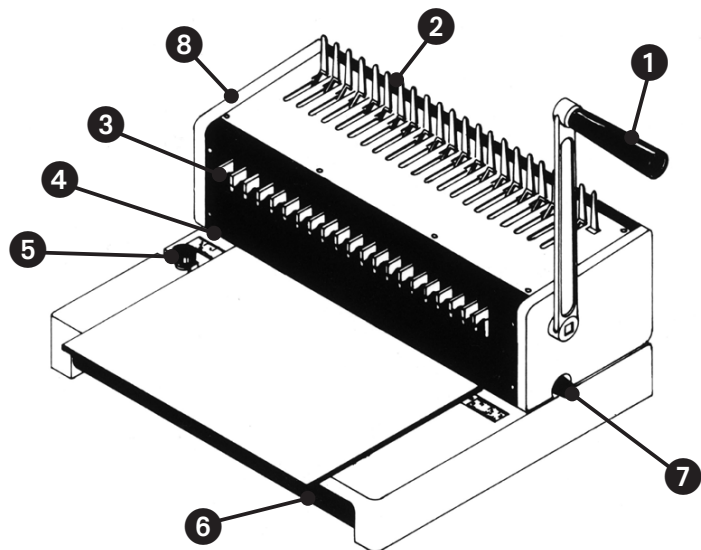
CombBind C150Pro & C250Pro

- Ⓜ *Instruction Manual*
- Ⓧ *Manuel d'utilisation*
- Ⓝ *Bedienungsanleitung*
- Ⓡ *Manuale d'istruzioni*
- Ⓝ *Gebruiksaanwijzing*
- Ⓧ *Manual de instrucciones*
- Ⓧ *Manual de Instruções*
- Ⓝ *Kullanım Kılavuzu*
- Ⓡ *Οδηγίες*
- Ⓝ *Brugsvejledning*
- Ⓡ *Käyttöopas*
- Ⓝ *Bruksanvisning*
- Ⓡ *Bruksanvisning*
- Ⓝ *Instrukcja obsługi*
- Ⓡ *Návod k obsluze*
- Ⓡ *Használati útmutató*
- Ⓡ *Руководство по эксплуатации*



ATTENTION

To register and activate
the warranty go to
www.accoeuropa.com



Specifications

	GBC CombBind C250Pro	GBC CombBind C150Pro
Operation Mode	Manual	Manual
Max. Punch Capacity per lift (80 gsm)	20	20
Max Punch Capacity per lift Foils/PVC Covers	2 x Foils/PVC Covers (0.2mm)	2 x Foils/PVC Covers (0.2mm)
Max. Approx. Binding Capacity (80 gsm)	450	450
Paper Formats	A4, A5, US Letter,	A4, A5, US Letter,
Max Binding Element Cap	51mm	51mm
De-Selector Pins	Full 21 disengageable	Fixed 21 Ring
Margin Depth Selector	✓	Fixed
Machine Dimensions mm (HxWxD mm)	380 x 300 x 240	385 x 300 x 210
Weight	10.4kg	8.7kg
Punching capacity, plastic foils	Max 2 foils of 0,2 mm each	Max 2 foils of 0,2 mm each

Location of controls

- ❶ Punching Handle/Comb Opening Handle
- ❷ Comb Opening Teeth
- ❸ De-selectable punching pins (C250Pro Only)
- ❹ Punching Slot
- ❺ Paper Edge Guide
- ❻ Clippings Drawer
- ❼ Margin Adjuster (C250Pro Only)
- ❽ Comb Opening Lock (C250 Pro Only)

Setting up

- ❶ Attach the handle to the machine on the right side and thread the screw into the hole at the end of the square shaft to complete the installation.

Punching

- ❶ With the handle in the upright position, insert sheets into machine, making sure they are flush into the machine. (Use the side guide to adjust the position of the document before punching (fig. 1).
- ❷ Pull the handle down to punch. Return the handle to original upright position. Remove paper (fig. 2).

Note: The black knob on the right side of the machine is used to select the margin depth. This feature is ideal for thicker documents that require wider margins for easy page turning and more secure binding. (C250 Pro Only) (fig. 3).

Custom Binding

CombBind C250Pro has 21 de-selectable punching pins which make it possible to punch virtually any length of document. Simply select or deselect the pins to adjust the punching pattern as required.

Binding

- ❶ Place binding element, open side up, behind metal fingers (fig. 4).
- ❷ Push handle to the rear to open rings (fig. 5).
- ❸ Insert paper vertically, front cover facing you (fig. 6).
- ❹ Lay down paper horizontally (fig. 7).
- ❺ Return handle to upright position to close rings.
- ❻ Lift vertically to remove bound document (fig. 8).

Note: The black knob on the left hand side of the machine can be set to lock in comb opening settings. The handle stops automatically at the same position each time for quicker operation during long binding runs. Simply turn the knob clockwise to open, pull handle to desired opening, then turn the knob counter-clockwise to lock. (C250 Pro only)

Maintenance

Always remember to regularly empty the drawer of clippings.

Guarantee

Operation of this machine is guaranteed for two years from date of purchase, subject to normal use. Within the guarantee period, Acco Brands Europe will at its own discretion either repair or replace the defective machine free of charge. Defects due to misuse or use for inappropriate purposes are not covered under the guarantee. Proof of date of purchase will be required. Repairs or alterations made by

persons not authorised by Acco Brands Europe will invalidate the guarantee. It is our aim to ensure that our products perform to the specifications stated. This guarantee does not affect the legal rights which consumers have under applicable national legislation governing the sale of goods.

Register this product online at www.accoeuropa.com

Service

- GB ACCO Service Division**
Hereward Rise, Halesowen, West Midlands, B62 8AN
Tel: 0845 658 6600, Fax: 0870 421 5576
www.acco.co.uk/service
- F ACCO France**
Service Après-Vente
Tel: 0820 872 356, Fax: 03 80 68 60 49
contact@vmbis.fr
- D ACCO Deutschland**
Arnoldstrasse 5, 73614 Schorndorf, Germany
Tel: +49 7181/887-420, Fax: +49 7181/887-498
- E ACCO Iberia SL**
- P Isaac Peral 19, 28820 Coslada (Madrid)**
Tel: 91 669 9391, Fax: 91 672 07 11
- I ACCO Brands Italia Srl**
Via Pietro Nenni 13, Settimo Torinese (TO)
Tel: +39 011 896 11 11, Fax: +39 011 896 11 13
assistenzaitalia@acco.com
- B ACCO Brands Benelux B.V.**
Peppelkade 64, 3992AK Houten, Nederland/Les Pays-Bas
Tel: 0800-73362, Fax: 02-4140784
info@accobenelux.be, www.accobenelux.be
- LUX ACCO Brands Benelux B.V.**
Peppelkade 64, 3992AK Houten, Nederland/Les Pays-Bas
Tel: 0800-21132, Fax: 02-4140784
info@accobenelux.be, www.accobenelux.be
- NL ACCO Brands Benelux B.V.**
Peppelkade 64, 3992AK Houten, Nederland/Les Pays-Bas
Tel: 030-6346060, Fax: 030-6346070
info@accobenelux.nl, www.accobenelux.nl
- S ACCO Brands Nordic AB**
- DK Makadamgatan 5, 254 64 Helsingborg, Sweden**
- N Tel: +46 42 38 36 00, Fax: +46 42 38 36 10**
- IS service.nordic@acco.com**
- LV**
- EST**
- LT**
- CZ XERTEC a.s.**
- SK U Tovären, 770/1b, 102 00, Praha 10, Ceska Republika**
Tel: +420 271 741 800, Fax: +420 271 743 143
www.xertec.cz
- PL SERWIS ACCO**
05-300 Mińsk Mazowiecki, Ul. Grobelnego 4, Polska
Tel: +48 25 758 11 90, Fax: +48 25 758 11 90
- H ACCO Hungária Kft**
Budapest, Ócsai út 4., 1239, Hungária
Tel: +36 1 283 1645, Fax: +36 0 283 0928
- RUS Представительство компании «АНКО Дойчланд ГМБХ и КО. НГ»**
ул. Набережно-Корчеватская, 78, г. Киев, 03035, Украина
Тел.: (495) 933-51-63, Факс: (495) 933-51-64
- UA «Полиграфические системы»**
ул. Набережно-Корчеватская, 78, г. Киев, 03035, Украина
Тел.: (+38) 044 252-7103, (+38) 044 252-7104
- AUS ACCO Australia Pty Ltd**
Level 2, 8 Lord Street, Botany, NSW, Australia 2019
Tel: +61 2 9700 0180, Fax: +61 2 9700 0195
sales.au@acco.com
- A ACCO Österreich**
Sallmann Bürotechnik GmbH, Schumacherstr.13, 5020 Salzburg
Tel: 0662 4345 160, Fax: 0662 4345 164
bachinger@sallmann.at
- CH ACCO Schweiz**
ABC Bürotechnik AG, Winkelbüel 4, 6043 Adligenswil
Tel: 041 375 6060, Fax: 041 375 6061
bl@abc-bueroelektronik.ch
- IRL ACCO-Rexel Ltd**
Clonshaugh Business & Technology Park, Clonshaugh, Dublin 17, Ireland
Tel: 01 816 4300, Fax: 01 816 4302
information-ie@acco.com, www.accorexel.ie
- IND GBC Asia Pte Ltd**
- PAK 47 Ayer Rajah Crescent, #05-08/17, Singapore 139947**
- BD Tel: +65 6776 0195, Fax: +65 6779 1041**
webmaster@gbcasia.com.sg
- JPN GBC-Japan K.K.**
14F Harmony Tower, 1-32-2 Honcho, Nakano-ku, Tokyo 164-8721
Tel: (81)-03-5351-1801, Fax: (81)-03-5351-1831
serv@gbc-japan.co.jp, www.gbc-japan.co.jp

