





deli
0616B





deli

**ROTARY
PENCIL
SHARPENER**

0616B

COLOR ▶



ROTARY PENCIL SHARPENER

0616B



AUTO-FEED



SMOOTH
SHARPENING



FOR GRAPHITE
PENCIL

Rotary Pencil Sharpener · Taille crayon manivelle · Sacapuntas rotativa · Apontador de lápiz rotativo · Dreh Bleistiftspitzer · Точилка механическая · برزاقه مكتب

GB: Non-clip on pencil, auto-feed sharpening.

FR: Taille-crayon rotatif sans clip à descente automatique.

ES: Lápiz que no se puede enganchar, afilado automático.

PT: Lápiz sem clipe, apontador automático.

DE: Automatisch nachführender Bleistiftspitzer ohne Befestigungsklemme.

RU: Без механизма, занимающего карандаш. Автоматическое втягивание карандаша при заточке.

AR:

لا يوجد مشبك في القلم الرصاص، مع التلقم التلقائي عند البرق.

Made in China · Fabriqué en Chine · Fabricado en China · Feito na China · Hergestellt in China · Сделано в Китае · صنع في الصين

deli

CAUTION : Sharp blade inside,
not for children under 3 years.

DELI GROUP CO., LTD.

301 Xuxi Lake Ave. Ninghai County
Ningbo 315600 China
info@nbdeli.com
www.deliworld.com



REF:0616B



6 921734 906168

CLASIC

ROTARY PENCIL SHARPENER

0616B




AUTO-FEED



SMOOTH
SHARPENING

Ø 6.9-8mm

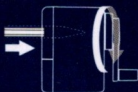
FOR GRAPHITE
PENCIL



USE INSTRUCTION

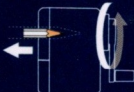
Step 1.

Put the pencil inside of the hole and rotate the arm in clockwise direction.



Step 2.

When it finished, get out the pencil or rotate the arm in anticlockwise direction to withdraw the pencil.



ATTENTION

1. This product can only be used to sharpen graphite pencil. Do not use it to sharpen soft leads (e.g. colored pencil, crayon or oil pastel).

2. If sharpening failure appears in the process of use, check whether the pencil leads is broken in blade bracket. If yes, clean broken pencil leads as following steps:

(1) Rotate the rear gear counterclockwise direction about 90 degrees (Fig. A) to release the blade.

(2) Take out the whole blade bracket.

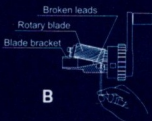
(3) Clean out the broken leads (Fig. B).

(4) Put the whole bracket back into the sharpener and rotate tightly in clockwise direction.

Rear view of the sharpener



Rotate the rear gear about 90 degrees and then take it out



ROTARY SHARPENER



BEST SELLER



Ref.

Spec.

Single/
Asst.

E0616B

For graphite pencil
φ8mm 102×54×101mm,
130 gram/Box

Asst.







deli
0616B